

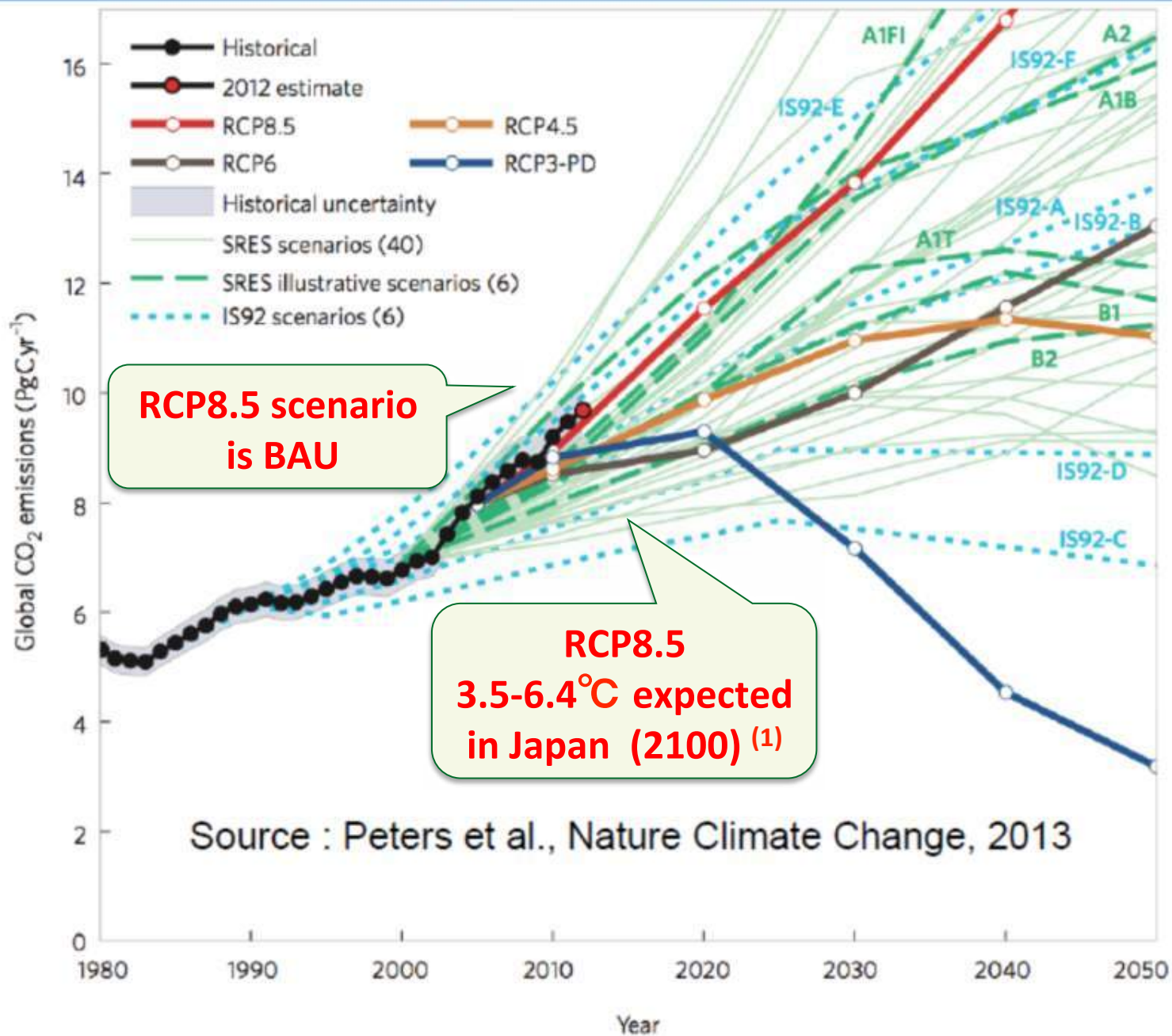


# **MEDIA Briefing for IPCC WG2 In Yokohama by WWF-Japan**

**Of spiritual forests and cherry blossoms...  
Impacts of Climate Change in Japan**

**26 March 2014  
WWF Japan  
Climate & Energy Project Leader  
Masako Konishi**

# Emissions are on the high side of past IPCC scenarios





# Devastating impacts in Japan in RCP 8.5 scenario at the end of 21<sup>st</sup> century

- Flood risk 2 times higher
- Heat related death 2 times higher
- Food (rice, fruits, fish) degradation
- Deadly mosquitos habitats 2 times wider
- Beech forests habitat substantial decline

# WWF Climate Witness Project



WWF Global



WWF?

What We Do

Our Earth

You Can Help

News & Stories

DONATE

GIFTS

Images

Home » Our Earth » Climate » What are the impacts? » People at risk » Climate & people » Witness stories

Our Earth

Climate

What are the impacts?

People at risk

Climate & people

Witness stories

Witness videos

Your Say

Your Questions

Are you a Climate Witness?

Take action now

About Climate Witness

More about WWF's

## Stories of climate change & climate action

Like 13 Tweet 0 Email 0 ShareThis New

### People observing climate change and supporting climate solutions

Climate change threatens lives, livelihoods, and lifestyles.

WWF is connecting with individuals and communities around the world.

We are doing this to highlight the impacts of climate change and the work that people are doing to take action.



130 witness stories from 40 countries  
9 Japanese witnesses; heat stroke, rice, coral, birds, etc



# The bear hunter from Shirakami Mountains Mr. Mitsuharu Kudo



# Shirakami (White God) Mountains


A UNESCO world heritage site, containing a number of primeval Siebold's beech trees, One of the largest “untouched” native beech forests in the world.





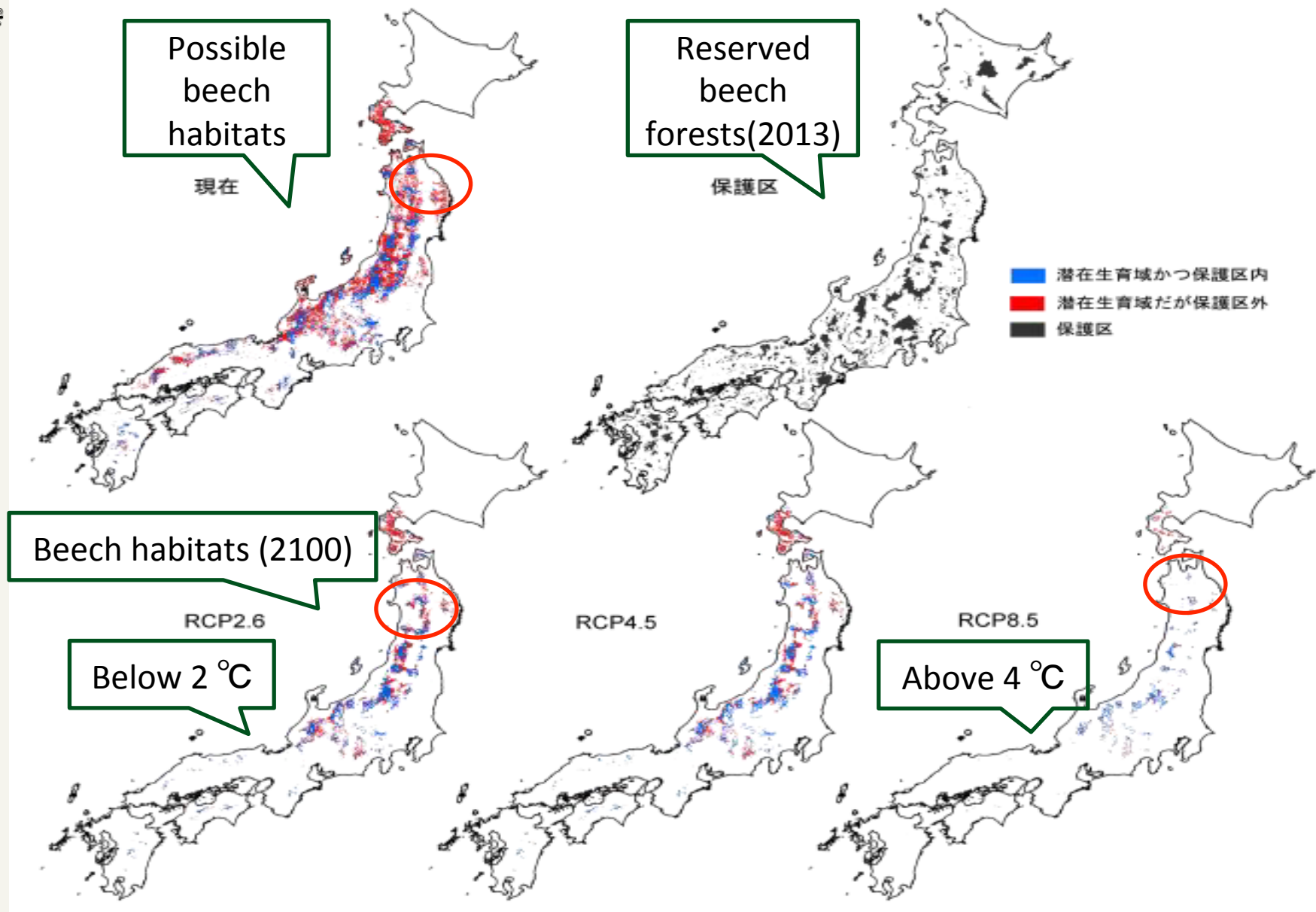
# Shirakami (The White God) Mountains the inspiration of Princess Mononoke, threatened to extinct due to climate change







# Decline of Beech Forests' habitats (2081-2100)



Source: Ministry of Environment, S-8 Climate Change Impacts to Japan, 2013



# Beech Forests Habitat Decline

in RCP8.5 scenario  
at the end of 21<sup>st</sup> century

- Beech forests' potential habitat will decrease by 75 %.
- Preserved beech forests area will decrease by a staggering 80%
- Beech forests in western part and Pacific coast area face almost extinction.



# Cherry trees guardian Mr. Toemon Sano

16<sup>th</sup> generation of the gardener  
for Imperial grounds of  
the Ninnaji temple domain



# Cherry Blossoms will flower 14 days earlier



## The Somei Yoshino

- a man-made cherry tree all of them bloom at the same time
- Temperature has a strong influence when these trees bloom.



- ✓ the cherry blossom season across all of Japan has advanced 4.2 days over the past 52 years
- ✓ The average bloom date in the east and north of Japan is expected to advance a further 14.5 days at the end of this century
- ✓ In some regions, the very survival of cherry tree is facing threat.





18th head of the  
Tokugawa Shogun family

Mr. Tsunenari Tokugawa  
Chairman of WWF Japan





# WWF International Adaptation Coordinator

Mr. Sandeep Champling Rai





## WWF Climate Witness

[http://wwf.panda.org/about\\_our\\_earth/aboutcc/problems/people\\_at\\_risk/personal\\_stories/](http://wwf.panda.org/about_our_earth/aboutcc/problems/people_at_risk/personal_stories/)

### Source:

\*Ministry of Environment, National Institute for Environmental Studies, Institute for Global Change Adaptation Science, “S-8 *Climate Change Impacts to Japan*”, 2014,

<https://www.nies.go.jp/whatsnew/2014/20140317/20140317-3.pdf>



# WWF気候変動・エネルギーグループ climatechange@wwf.or.jp



「地球温暖化の目撃者」  
小西雅子・編著  
毎日新聞社



「地球温暖化の最前線」  
小西雅子著  
岩波ジュニア新書